

Quick Start Guide: How to Get the Most from Your AI Prompt Vault

Welcome!

You've just unlocked **300+ proven prompts** built to save you hours of work, spark new ideas, and give you *plug-and-play results* with AI.

This isn't just a prompt list — it's a **done-for-you system**.

Step 1: Choose Your Category

The Vault is divided into categories so you can find exactly what you need:

- 🎬 YouTube & Video Scripts
 - 📱 Social Media Captions & Growth
 - ✉️ Email Marketing & Copy
 - 🛒 Ecommerce & Sales Copy
 - 💼 Affiliate Marketing Prompts
 - 📊 Productivity & Planning
 - 🎨 Creative & Miscellaneous
-

Step 2: Plug In Your Details

Every prompt includes simple placeholders like [Your Niche], [Topic], or [Product Name].

👉 Example:

Raw Prompt:




“Write 5 Instagram captions for a photo of [Describe Photo]. Make one funny, one inspirational, one educational, one relatable, and one promotional.”

Filled-In Prompt:

“Write 5 Instagram captions for a photo of a woman sipping coffee while working on her laptop in a home office. Make one funny, one inspirational, one educational, one relatable, and one promotional.”

Step 3: Run, Refine, Repeat








AI gives you a draft — you make it yours. After running a prompt:

-  Ask for *variations* → “Give me 3 more in a shorter style.”
-  Refine *tone* → “Make this sound more playful.”
-  Adjust *format* → “Turn this into bullet points.”

Pro Tip: The more detail you feed the AI, the better the output.

Step 4: Use the Bonuses

Don't forget your **7 bonus tools**:

-  Hooks that always work
-  Canva content calendar
-  Headline swipe file
-  Prompt tuning cheat sheet
-  50 email subject lines
-  Content repurposing prompts
-  Quick wins checklist

These extras multiply the power of your Vault and give you ready-to-deploy marketing assets.

Step 5: Take Action

This Vault works best when you **use it daily**. Whether you're writing social posts, planning content, or crafting email campaigns, grab a prompt → run it → publish.

Consistency = growth.

And now you have no excuses for blank screens or wasted time.

Final Word

This Vault is your shortcut to creating **content that converts**. Treat it like your on-demand marketing assistant, and you'll always have fresh ideas, better copy, and faster results.